

# Overview of the NEW HRIF Reporting System

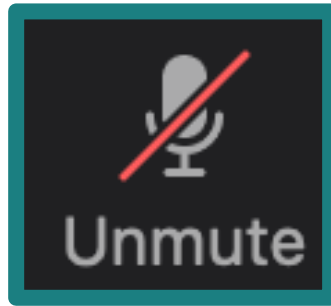
November 13, 2020

*Erika Gray, HRIF Program Manager*


*Susan Hintz, HRIF Medical Director*

# Webinar Logistics

---



All attendees are automatically **muted** upon entry.



Please use the Q&A box to submit any questions.

Type: **HRIF Database**

The screenshot shows the CPQCC Help Desk interface. At the top, there's a navigation bar with 'Home', 'Solutions', 'Forums', and 'Tickets'. A search bar is present with the text 'How can we help you today?'. Below this, there are sections for 'Knowledge base' and 'Community forums'. The 'Knowledge base' is divided into 'General Info' and 'Getting Started'. The 'HRIF Database' category is highlighted with a yellow bar. It contains sub-sections like 'CCS HRIF Program', 'Reporting System', 'Tips and FAQs', and 'HRIF Agents'. The 'Community forums' section shows 'CPQCC Data Mentorship Program' and 'Closed Group Discussions'. On the right side, there are 'Report a problem' and 'CPQCC FAQs' sections. An orange arrow points from the 'New support ticket' button in the top right of the main content area to the 'Submit a ticket' form on the right.

### Submit a ticket

Full name \*

Center name \*

Center number

Email \*

Subject \*

Type \*

HRIF Inquiry \*

Description \* 

**B I U** **☰ ☷** **🔗 📎** **🗑**

[+ Attach a file](#)

# Overview

---

- ❖ **Navigation Panels / Webpages**
- ❖ **Clinic Dashboard**
- ❖ **Tools**
- ❖ **Review Closeout Checklist**
- ❖ **Reports**
- ❖ **Questions & Answers**



# Learning from our patients and families

## Database Reports

**HRLL**  
HIGH RISK  
INFANT FOLLOW-UP



**Quick Patient Search**

### QUICK PATIENT SEARCH

HRIF Clinic

HRIF ID #


CCS #

NICU Reference ID  -   
(NICU OSPHD Code - NICU Record ID)

Hospital Medical ID #

Infant's Last Name


Infant's First Name

Infant's DOB  

Infant's Birth Year

Birth Hospital

Cardiac Center

Birth Mother's DOB  

**Search** Click the search button to view all patient records.

Current system!

## HRIF SUMMARY REPORT

HRIF Summary Report is updated nightly

HRIF Clinic	<input type="text" value="All"/>
Discharged to NICU	<input type="text" value="All"/>
Infant's Birth Year	<input type="text" value="All"/>
Infant's Birth Weight or Gestational Age	<input type="text" value="All"/>
Infant's Qualifying Medical Condition	<input type="text" value="All"/>
Report Name	<input type="text" value="-- Select a Report --"/>

[View Report](#)

Current system!



# Clinic Dashboard

Current Birth Years: 2017-2020

- Clinic Dashboard
- Find Patient
- Pending Cases
- Registration
- Referral
- Cardiac
- Reports**
- Tools
- Member Directory
- Map
- Online Manual
- COVID-19 Family Impact Study

HRIF Clinic

All

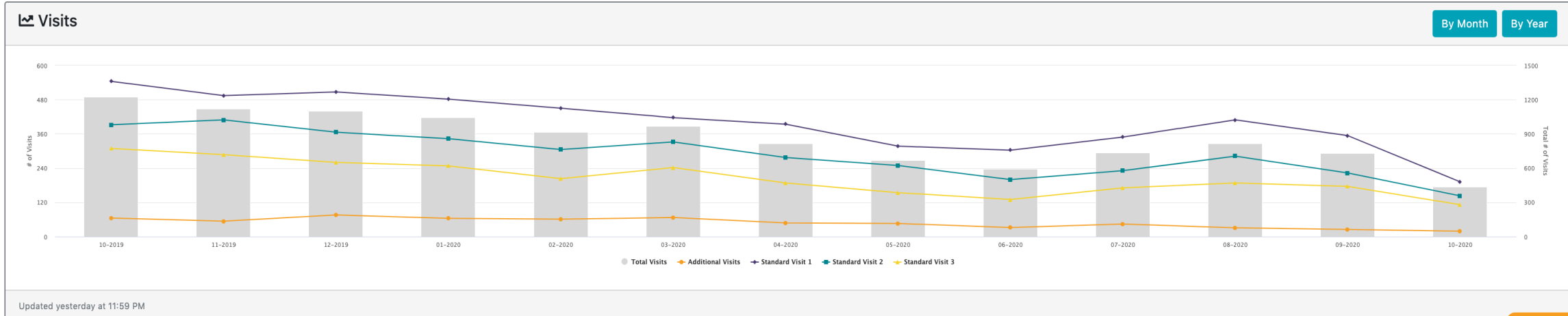
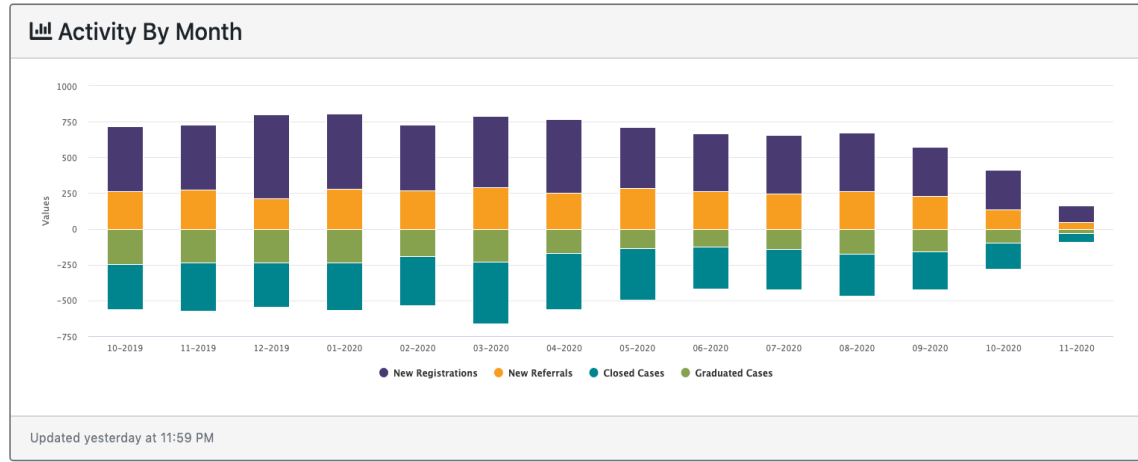
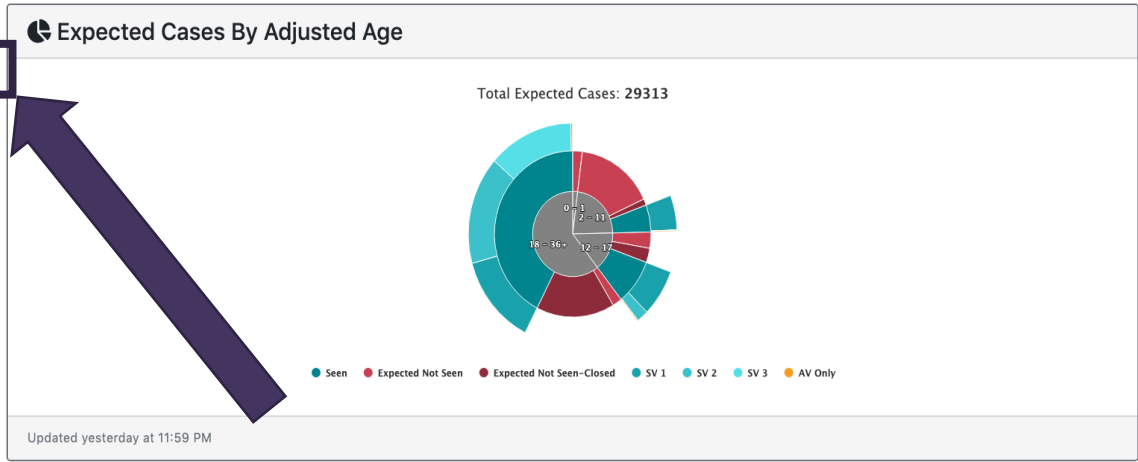
View Dashboard

**30753**  
Current Registrations  
View Details

**1871**  
Pending Cases  
View Details

**2996**  
Error Cases  
View Details

**14**  
Priority Cases  
View Details



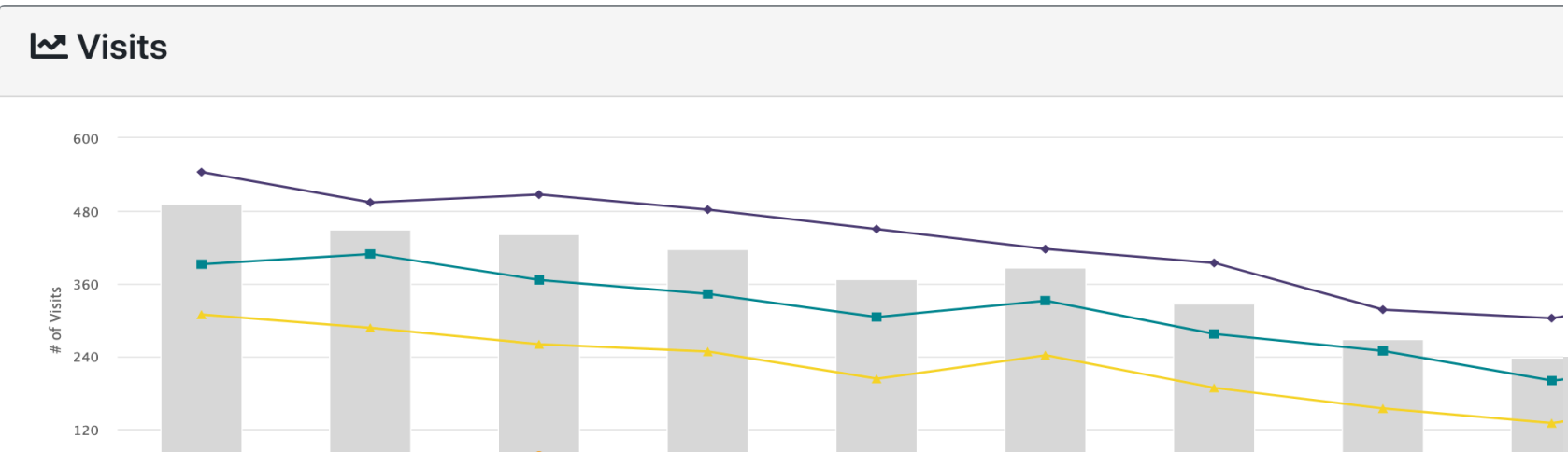
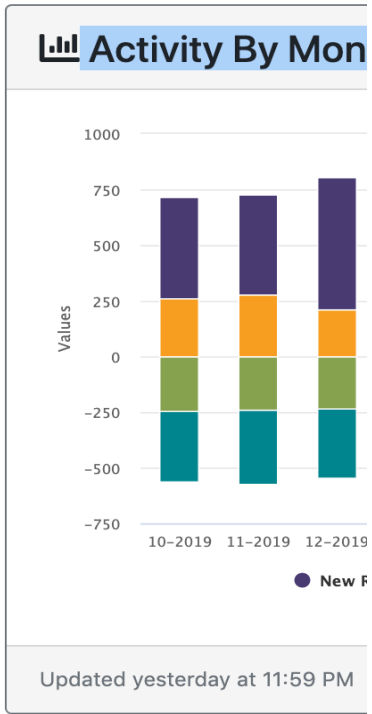
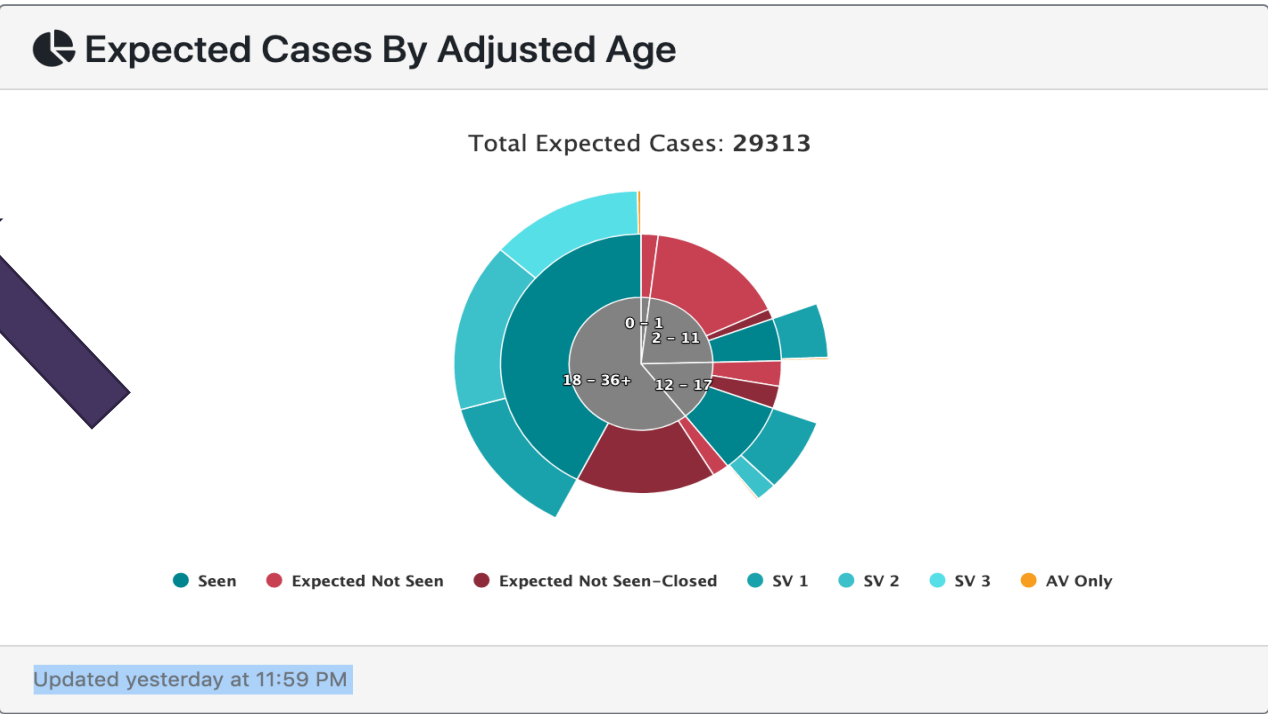


- Registration
- Referral
- Cardiac
- Reports
  - HRIF Report
  - Prog Profile
  - Service Refs
  - CCS Annual
  - NICU Summary
  - Cardiac Summary
  - Export Data (Data Requestor)
  - Admin Reports
- Tools
- Member Directory
- Map
- Online Manual

**30/53**  
Current Registrations  
View Details

**18/71**  
Pending Cases  
View Details

**2996**  
Error Cases  
View Details



# Select Report



HRIF Program

All



Discharge NICU

All



Infant's Birth Year

All



Infant's Birth Weight or Gestational Age

All



Infant's Qualifying Medical Condition

All



HRIF Report

-- Select a Report --



View Report

Close

# Select Report



HRIF Program

Discharge NICU

Infant's Birth Year

Infant's Birth Weight or Gestational Age

Infant's Qualifying Medical Condition

HRIF Report

- ✓ All
- 2020
- 2019
- 2018
- 2017
- 2016
- 2015
- 2014
- 2013
- 2012
- 2011
- 2010
- 2009
- Custom Birth Year

View Report

Close

# Select Report



HRIF Program

Discharge NICU

Infant's Birth Year

Infant's Birth Weight or Gestational Age

- ✓ All
- Birth Weight < 1000 grams
- Birth Weight <= 1500 grams
- Birth Weight > 1500 grams
- Gestational Age < 26 weeks
- Gestational Age < 28 weeks
- Gestational Age < 32 weeks
- Gestational Age < 37 weeks
- Gestational Age >= 37 weeks
- Custom Birth Weight
- Custom Gestational Age (Weeks)

Infant's Qualifying Medical Condition

HRIF Report

View Report

Close

# Select Report



HRIF Program

Discharge NICU

Infant's Birth Year

All

Infant's Birth Weight or Gestational Age

All

Infant's Qualifying Medical Condition

- ✓ All
- O2 >= 28 days
- Intracranial Pathology
- HIE/Neonatal Encephalopathy
- iNo > 4 hrs
- CHD requiring surgery

HRIF Report

View Report

Close

# Select Report



HRIF Program

Discharge NICU

Infant's Birth Year

Infant's Birth Weight or Gestational Age

Infant's Qualifying Medical Condition

HRIF Report

- ✓ -- Select a Report --
- Registration Summary Report
- Standard Visit Summary Report (Core Visit #1)
- Standard Visit Summary Report (Core Visit #2)
- Standard Visit Summary Report (Core Visit #3)
- Standard Visit Summary Report (0 - 11 months)
- Standard Visit Summary Report (12 - 17 months)
- Standard Visit Summary Report (18 months and above)

View Report

Close

# Select Report



HRIF Program

All



Discharge NICU

All




Infant's Birth Year

Infant's Birth Weight or Gestational Age

Infant's Qualifying Medical Condition

HRIF Report

- ✓ -- Select a Report Section Name --
- Follow Up Status and Disposition
- Medical Eligibility Profile
- Sociodemographic Factors (Data Captured on RR Form)
- Language Assistance and Insurance
- Patient Age and Growth Metrics
- Caregiver and Living Environment
- Interval Hospitalizations and Surgeries
- Interval Medicines and Equipment
- Medical Services Review
- Neurosensory Assessment
- Neurological Assessment and Cerebral Palsy
- Developmental Assessment and Autism
- Special Services Review
- State Programs and Social Concerns/Resources
- Other Medical Conditions



Close

# HRIF Summary Report

Please select options

## Select Report



HRIF Program

Asgard Medical Center - GMWZSG - R



Discharge NICU

All



Infant's Birth Year

Custom Birth Year



Min: 2014

Max: 2016

Infant's Birth Weight or Gestational Age

Birth Weight < 1000 grams



Infant's Qualifying Medical Condition

All



HRIF Report

Standard Visit Summary Report (Core Visit #1)



Report Section Name

Follow Up Status and Disposition



View Report

Close





# HRIF Standard Visit Summary Report (Core Visit #1)



View Report Options

**HRIF Clinic:** Asgard Medical Center - GMWZSG  
**Infant's Birth Year:** Custom Birth Year Range: 2014-2016  
**Infant's Medical Eligibility:** All

- Copy
- Excel
- CSV
- Print

**Large NICU:** All  
**Small BW/GA:** Birth Weight < 1000 grams

Search:

	HRIF Clinic (GMWZSG)		All HRIF Clinics					Comparison with All HRIF Clinic Data
	Total Reg : 21 Total Seen : 19		Total Registered Cases : 4489 Total Seen Cases : 3609					
	Num	%	Num	%	% Median	% Lower Quartile	% Upper Quartile	

## FOLLOW UP STATUS

### Visit Completion

#### Among Registered Cases

Seen Cases	19	90.5%	3609	80.4%	83.3%	73.9%	92.6%	+
Closed Cases Other	1	4.8%	320	7.1%	5.4%	3.5%	13.1%	+
Cases NOT Seen But Expected	1	4.8%	340	7.6%	6.7%	3.1%	13.8%	+

#### Among Expected Cases

Seen Cases	19	90.5%	3609	84.5%	86.7%	78.9%	96.3%	+
Closed Cases Other	1	4.8%	320	7.5%	5.6%	3.8%	13.8%	+

Clinic Dashboard

Find Patient

Pending Cases

Registration

Referral >

Cardiac >

Reports v

HRIF Report

Prog Profile

Service Refs

CCS Annual

NICU

Summary

Cardiac

Summary

Export Data

(Data

Requestor)



# HRIF Standard Visit Summary Report (Core Visit #1)



View Report Options

**HRIF Clinic:** Asgard Medical Center - GMWZSG  
**Infant's Birth Year:** Custom Birth Year Range: 2014-2016  
**Infant's Medical Eligibility:** All

- Copy
- Excel
- CSV
- Print

**Large NICU:** All  
**BW/GA:** Birth Weight < 1000 grams

Search:

	HRIF Clinic (GMWZSG)		All HRIF Clinics					Comparison with All HRIF Clinic Data
	Total Reg : 21 Total Seen : 19		Total Registered Cases : 4489 Total Seen Cases : 3609					
	Num	%	Num	%	% Median	% Lower Quartile	% Upper Quartile	

## FOLLOW UP STATUS

### Visit Completion

#### Among Registered Cases

Seen Cases	19	90.5%	3609	80.4%	83.3%	73.9%	92.6%	+
Closed Cases Other	1	4.8%	320	7.1%	5.4%	3.5%	13.1%	+
Cases NOT Seen But Expected	1	4.8%	340	7.6%	6.7%	3.1%	13.8%	+



#### Among Expected Cases

Seen Cases	19	90.5%	3609	84.5%	86.7%	78.9%	96.3%	+
Closed Cases Other	1	4.8%	320	7.5%	5.6%	3.8%	13.8%	+

Clinic Dashboard

Find Patient

Pending Cases

Registration

Referral >

Cardiac >

Reports v

HRIF Report

Prog Profile

Service Refs

CCS Annual

NICU

Summary

Cardiac

Summary

Export Data

(Data

Requestor)

Seen Cases - 19



**HRIF Program:** Asgard Medical Center - GMWZSG

**Discharge NICU:** All

**Infant's Birth Year:** Custom Birth Year Range: 2014-2016

**Infant's BW/GA:** Birth Weight < 1000 grams

**Infant's Medical Eligibility:** All

Show 10 entries

Search:

	↑↓ HRIF ID#	↑↓ DOB	↑↓ Discharge NICU
1	RYFLNO9LO	03-29-2014	GMWZSG-Asgard Medical Center
2	RYFDPO9LO	04-08-2014	GMWZSG-Asgard Medical Center
3	RYFINPDOO	06-07-2014	GMWZSG-Asgard Medical Center
4	RYFDNVOOO	10-29-2014	GMWZSG-Asgard Medical Center
5	RYFD9YPOO	01-23-2015	GMWZSG-Asgard Medical Center
6	RYFONXVOO	03-18-2015	GMWZSG-Asgard Medical Center
7	RYFO9VDNO	04-08-2015	JMJZZM-Looney Tunes Hospital
8	RYFDYXYPI	04-08-2015	WWWZKM-Orbit City Medical Center
9	RYFLV9NPO	04-28-2015	ZJMZKM-Peanuts Hospital

Close



- Copy
- Excel
- CSV
- Print
- ...



# HRIF Standard Visit Summary Report (Core Visit #1)



View Report Options

**HRIF Clinic:** Asgard Medical Center - GMWZSG  
**Infant's Birth Year:** Custom Birth Year Range: 2014-2016  
**Infant's Medical Eligibility:** All

- Copy
- Excel
- CSV
- Print

**Large NICU:** All  
**BW/GA:** Birth Weight < 1000 grams

Search:

	<u>HRIF Clinic (GMWZSG)</u>		<u>All HRIF Clinics</u>					<u>Comparison with All HRIF Clinic Data</u>
	Total Reg : 21 Total Seen : 19		Total Registered Cases : 4489 Total Seen Cases : 3609					
	Num	%	Num	%	% Median	% Lower Quartile	% Upper Quartile	

## FOLLOW UP STATUS

### Visit Completion

#### Among Registered Cases

Seen Cases	19	90.5%	3609	80.4%	83.3%	73.9%	92.6%	+
Closed Cases Other	1	4.8%	320	7.1%	5.4%	3.5%	13.1%	+
Cases NOT Seen But Expected	1	4.8%	340	7.6%	6.7%	3.1%	13.8%	+



#### Among Expected Cases

Seen Cases	19	90.5%	3609	84.5%	86.7%	78.9%	96.3%	+
Closed Cases Other	1	4.8%	320	7.5%	5.6%	3.8%	13.8%	+

Clinic Dashboard

Find Patient

Pending Cases

Registration

Referral >

Cardiac >

Reports v

HRIF Report

Prog Profile

Service Refs

CCS Annual

NICU

Summary

Cardiac

Summary

Export Data

(Data

Requestor)



# HRIF Standard

**HRIF Clinic:**  
**Infant's Birth Year:**  
**Infant's Medical Eligibility:**

## Closed Cases Other - 1

**HRIF Program:** Asgard Medical Center - GMWZSG  
**Discharge NICU:** All  
**Infant's Birth Year:** Custom Birth Year Range: 2014-2016  
**Infant's BW/GA:** Birth Weight < 1000 grams  
**Infant's Medical Eligibility:** All

Show 10 entries

Search:

↑↓	HRIF ID# ↑↓	DOB ↑↓	Discharge NICU ↑↓	Reason Case Closed ↑↓
1	RYFPIXYPO	05-28-2015	GMWZSG-Asgard Medical Center	Discharged - Closed Out of Program

Showing 1 to 1 of 1 entries

Report updated:2020-11-11T21:17:37

Previous 1 Next

Close

- Clinic Dashboard
- Find Patient
- Pending Cases
- Registration
- Referral
- Cardiac
- Reports
- Tools
- Member Directory
- Map
- Online Manual
- COVID-19 Family Impact Study

### Visit Completion Among Registered

Category	Seen Cases	% Lower Quartile	% Upper Quartile	Comparison with All HRIF Clinic Data
Seen Cases	19	90.5%	80.4%	83.3%
Closed Cases Other	1	4.8%	7.1%	5.4%
Cases NOT Seen But Expected	1	4.8%	7.6%	6.7%

### Among Expected Cases

Seen Cases	19	90.5%	84.5%	86.7%
Closed Cases Other	1	4.8%	7.5%	5.6%
Cases NOT Seen But Expected	1	4.8%	8%	6.9%



# HRIF Standard Visit Summary Report (Core Visit #1)



View Report Options

**HRIF Clinic:** Asgard Medical Center - GMWZSG  
**Infant's Birth Year:** Custom Birth Year Range: 2014-2016  
**Infant's Medical Eligibility:** All

- Copy
- Excel
- CSV
- Print

**Large NICU:** All  
**BW/GA:** Birth Weight < 1000 grams

Search:

	<u>HRIF Clinic (GMWZSG)</u>		<u>All HRIF Clinics</u>					<u>Comparison with All HRIF Clinic Data</u>
	Total Reg : 21 Total Seen : 19		Total Registered Cases : 4489 Total Seen Cases : 3609					
	Num	%	Num	%	% Median	% Lower Quartile	% Upper Quartile	

## FOLLOW UP STATUS

### Visit Completion

#### Among Registered Cases

Seen Cases	19	90.5%	3609	80.4%	83.3%	73.9%	92.6%	+
Closed Cases Other	1	4.8%	320	7.1%	5.4%	3.5%	13.1%	+
Cases NOT Seen But Expected	1	4.8%	340	7.6%	6.7%	3.1%	13.8%	+



#### Among Expected Cases

Seen Cases	19	90.5%	3609	84.5%	86.7%	78.9%	96.3%	+
Closed Cases Other	1	4.8%	320	7.5%	5.6%	3.8%	13.8%	+

Clinic Dashboard

Find Patient

Pending Cases

Registration

Referral >

Cardiac >

Reports v

HRIF Report

Prog Profile

Service Refs

CCS Annual

NICU

Summary

Cardiac

Summary

Export Data

(Data

Requestor)



- Clinic Dashboard
- Find Patient
- Pending Cases
- Registration
- Referral
- Cardiac
- Reports
- Tools
- Member Directory
- Map
- Online Manual
- COVID-19 Family Impact Study

## HRIF Standard

HRIF Clinic:

Infant's Birth Year:

Infant's Medical Eligibility:

### Cases NOT Seen But Expected - 1



**HRIF Program:** Asgard Medical Center - GMWZSG  
**Discharge NICU:** All  
**Infant's Birth Year:** Custom Birth Year Range: 2014-2016  
**Infant's BW/GA:** Birth Weight < 1000 grams  
**Infant's Medical Eligibility:** All

Show 10 entries

Search:

↑↓	HRIF ID# ↑↓	DOB ↑↓	Discharge NICU ↑↓	Reason Not Seen ↑↓
1	RYFDV9NPO	04-10-2016	GMWZSG-Asgard Medical Center	No-show/Reason Unknown

Showing 1 to 1 of 1 entries

Report updated:2020-11-11T21:17:48

Previous **1** Next

Close

[View Report Options](#)

ight < 1000 grams

Search:

Clinics	Comparison with All HRIF Clinic Data
Cases : 4489	
Cases : 3609	
Median	% Lower Quartile % Upper Quartile

### Visit Completion

#### Among Registered

Category	Count	%	Count	%	Count	%	Count	%	Count	%
Seen Cases	19	90.5%	3609	80.4%	83.3%	73.9%	92.6%			
Closed Cases Other	1	4.8%	320	7.1%	5.4%	3.5%	13.1%			
Cases NOT Seen But Expected	1	4.8%	340	7.6%	6.7%	3.1%	13.8%			

#### Among Expected Cases

Seen Cases	19	90.5%	3609	84.5%	86.7%	78.9%	96.3%			
Closed Cases Other	1	4.8%	320	7.5%	5.6%	3.8%	13.8%			
Cases NOT Seen But Expected	1	4.8%	340	8%	6.9%	3.3%	13.9%			



# HRIF Standard Visit Summary Report (Core Visit #1)



View Report Options

**HRIF Clinic:** Asgard Medical Center - GMWZSG  
**Infant's Birth Year:** Custom Birth Year Range: 2014-2016  
**Infant's Medical Eligibility:** All

- Copy
- Excel
- CSV
- Print

**Large NICU:** All  
**BW/GA:** Birth Weight < 1000 grams

Search:

	HRIF Clinic (GMWZSG)		All HRIF Clinics					Comparison with All HRIF Clinic Data
	Total Reg : 21 Total Seen : 19		Total Registered Cases : 4489 Total Seen Cases : 3609					
	Num	%	Num	%	% Median	% Lower Quartile	% Upper Quartile	

## FOLLOW UP STATUS

### Visit Completion

#### Among Registered Cases

Seen Cases	19	90.5%	3609	80.4%	83.3%	73.9%	92.6%	+
Closed Cases Other	1	4.8%	320	7.1%	5.4%	3.5%	13.1%	+
Cases NOT Seen But Expected	1	4.8%	340	7.6%	6.7%	3.1%	13.8%	+



#### Among Expected Cases

Seen Cases	19	90.5%	3609	84.5%	86.7%	78.9%	96.3%	+
Closed Cases Other	1	4.8%	320	7.5%	5.6%	3.8%	13.8%	+

Clinic Dashboard

Find Patient

Pending Cases

Registration

Referral >

Cardiac >

Reports v

HRIF Report

Prog Profile

Service Refs

CCS Annual

NICU

Summary

Cardiac

Summary

Export Data

(Data

Requestor)



Cases NOT Seen But Expected - 1



**HRIF Program:** Asgard Medical Center - GMWZSG  
**Discharge NICU:** All  
**Infant's Birth Year:** Custom Birth Year Range: 2014-2016  
**Infant's BW/GA:** Birth Weight < 1000 grams  
**Infant's Medical Eligibility:** All

Show 10 entries

Search:

↑↓	HRIF ID# ↑↓	DOB ↑↓	Discharge NICU ↑↓	Reason Not Seen ↑↓
1	RYFDV9NPO	04-10-2016	GMWZSG-Asgard Medical Center	No-show/Reason Unknown

Showing 1 to 1 of 1 entries

Report updated:2020-11-11T22:21:23

Previous 1 Next

Close

# Select Report



HRIF Program

 ×

Discharge NICU

 ×

Infant's Birth Year

 ▼

Infant's Birth Weight or Gestational Age

 ▼

Infant's Qualifying Medical Condition

 ▼

HRIF Report

 ▼

Report Section Name

 ▼

[View Report](#)

[Close](#)

	HRIF Clinic		All HRIF Clinics					Comparison with All HRIF Clinic Data
	Num	%	Num	%	% Median	% Lower Quartile	% Upper Quartile	
<b>LANGUAGE ASSISTANCE</b>								
<b>Interpreter Used</b>								
No	102	98.1%	5421	92.8%	97%	90%	100%	↑
Yes	2	1.9%	420	7.2%	6.5%	2.5%	13.4%	↑
<b>Interpreter Language Used</b>								
Spanish	2	100%	387	92.1%	100%	88.9%	100%	↓
<b>INSURANCE</b>								
<b>Insurance Combinations (Top 10)</b>								
Commercial HMO	68	65.4%	1120	19.2%	7.5%	2.4%	21.9%	↑ •
Medi-Cal	24	23.1%	473	8.1%	5.5%	1.3%	10.6%	↑ •
Healthy Families	3	2.9%	27	0.5%	0%	0%	0%	↑
Commercial PPO	3	2.9%	732	12.5%	5.3%	0%	17.1%	↑
Unknown	2	1.9%	42	0.7%	0%	0%	0%	↑
CCS + Medi-Cal	2	1.9%	2401	41.1%	42.1%	10.1%	65.6%	• — ↑
Point of Service/EPO	1	1%	58	1%	0%	0%	0.3%	↑
CCS	1	1%	487	8.3%	0.6%	0%	3.7%	↑
<b>Insurance</b>								
Commercial HMO	68	65.4%	1277	21.9%	15.4%	7%	32.6%	↑ •
Medi-Cal	26	25%	3048	52.2%	55.3%	31.2%	82.7%	• — ↑
Other	3	2.9%	37	0.6%	1.8%	1.2%	3.2%	↑
Commercial PPO	3	2.9%	992	17%	14.7%	5.8%	31.4%	• — ↑
CCS	3	2.9%	3277	56.1%	65.8%	31.8%	85%	• — ↑
Unknown	2	1.9%	46	0.8%	1.9%	1.1%	2.5%	↑
Point of Service/EPO	1	1%	106	1.8%	2.4%	1.7%	3.4%	↑

Select Report



HRIF Program

[Redacted] x

Discharge NICU

All x

Infant's Birth Year

2015 v

Infant's Birth Weight or Gestational Age

All v

Infant's Qualifying Medical Condition

All v

HRIF Report

Standard Visit Summary Report (Core Visit #1) v

Report Section Name

Language Assistance and Insurance v

A different HRIF program – same birth year and patient filters

View Report

Close

### STANDARD VISIT SUMMARY REPORT (CORE VISIT #1)

Discharge NICU: All  
 Infant's Birth Year: 2015  
 Infant's Birth Weight/Gestational Age: All  
 Infant's Medical Eligibility Criteria: All  
 Report Date: 2019-10-15

	HRIF Clinic		All HRIF Clinics					Comparison with All HRIF Clinic Data
	Num	%	Num	%	% Median	% Lower Quartile	% Upper Quartile	
<b>LANGUAGE ASSISTANCE</b>								
<b>Interpreter Used</b>								
No	64	73.6%	5421	92.8%	97%	90%	100%	• +
Yes	23	26.4%	420	7.2%	6.5%	2.5%	13.4%	+ •
<b>Interpreter Language Used</b>								
Spanish	23	100%	387	92.1%	100%	88.9%	100%	•
<b>INSURANCE</b>								
<b>Insurance Combinations (Top 10)</b>								
CCS + Medi-Cal	70	80.5%	2401	41.1%	42.1%	10.1%	65.6%	+ •
CCS + Commercial PPO	5	5.7%	164	2.8%	0%	0%	2%	•
Commercial HMO	3	3.4%	1120	19.2%	7.5%	2.4%	21.9%	+ •
Commercial PPO	3	3.4%	732	12.5%	5.3%	0%	17.1%	+ •
Medi-Cal	3	3.4%	473	8.1%	5.5%	1.3%	10.6%	+ •
CCS + Point of Service/EPO	2	2.3%	18	0.3%	0%	0%	0%	•
Medi-Cal + Point of Service/EPO	1	1.1%	3	0.1%	0%	0%	0%	•
<b>Insurance</b>								
CCS	77	88.5%	3277	56.1%	65.8%	31.8%	85%	+ •
Medi-Cal	74	85.1%	3048	52.2%	55.3%	31.2%	82.7%	+ •
Commercial PPO	8	9.2%	992	17%	14.7%	5.8%	31.4%	+ •
Point of Service/EPO	3	3.4%	106	1.8%	2.4%	1.7%	3.4%	•
Commercial HMO	3	3.4%	1277	21.9%	15.4%	7%	32.6%	+ •

# HRIF Standard Visit Summary Report (Core Visit #1)



### Select Report ✕

HRIF Program

Discharge NICU

Infant's Birth Year

Min:  Max:

Infant's Birth Weight or Gestational Age

Infant's Qualifying Medical Condition

HRIF Report

Report Section Name

[View Report](#) [Close](#)

HRIF Clinic:

Infant's Birth Year:

Infant's Medical Eligibility:

Visit Completion

Among Registered

Seen Cases

Closed Cases

Cases NOT Se

Among Expecte

Seen Cases

Weight < 1000 grams

ics

Cases : 4489

s : 3609

ian % Low  
Quarti

3% 73.

4% 3.

7% 3.

19 90.5% 3609 84.5% 86.7% 78.



	HRIF Clinic		All HRIF Clinics					Comparison with All HRIF Clinic Data
	Num	%	Num	%	% Median	% Lower Quartile	% Upper Quartile	
<b>PRIMARY CARE PROVIDER</b>								
<b>Child has a Primary Care Provider (Added Jan 2012)</b>								
Yes	354	100%	15281	99.7%	100%	99.7%	100%	•
<b>Primary Care Provider Acts as the Child's Medical Home (Added Jan 2012)</b>								
Yes	298	84.2%	8122	53%	64.3%	12.9%	90.9%	—+•
No	54	15.3%	6609	43.1%	30.7%	8.3%	90.9%	•—+
Unknown	2	0.6%	590	3.9%	1.5%	0.6%	4%	↑
<b>HOSPITALIZATIONS</b>								
<b>Hospitalizations Since Discharge or Last Visit</b>								
No	290	81.9%	12799	83.5%	86%	80%	90.6%	•+
Yes	63	17.8%	2503	16.3%	14%	10%	19.9%	↑
Unknown	1	0.3%	19	0.1%	0.4%	0.3%	0.8%	↑
<b>Hospitalization Reasons</b>								
Respiratory Illness	29	46%	1582	63.2%	59.5%	45.8%	75%	•+
Having Surgeries During Hospitalization	26	41.3%	923	36.9%	35.9%	27.1%	54.5%	•+
Other Medical Rehospitalization(s)	7	11.1%	438	17.5%	16.7%	9.1%	23.6%	•+
Urinary Tract Infection(s)	3	4.8%	43	1.7%	4.1%	2.3%	6.6%	↑
Other Infection(s)	2	3.2%	179	7.2%	7.1%	4.8%	12.5%	↑
Unknown	1	1.6%	65	2.6%	5%	2.4%	8.8%	↑
Nutrition/Inadequate Growth (Added Jan 2010)	1	1.6%	103	4.1%	5.1%	3%	10.9%	↑
Gastrointestinal Infection(s)	1	1.6%	121	4.8%	6.2%	4.6%	11.4%	↑

**SURGERIES**

**Surgeries Since Discharge or Last Visit**

No	317	89.5%	13870	90.5%	91.2%	88.7%	94.7%	+
Yes	36	10.2%	1434	9.4%	9%	6.2%	11.4%	-
Unknown	1	0.3%	17	0.1%	0.4%	0.3%	1%	-

**Surgery Reasons**

Inguinal Hernia Repair	14	38.9%	581	40.5%	43.5%	33.3%	53.8%	+
Cardiac Surgery	5	13.9%	111	7.7%	9.1%	5.7%	15.4%	-
Other ENT Surgical Procedures	5	13.9%	50	3.5%	7.7%	4%	11.5%	-
Other Surgical Procedures	4	11.1%	157	10.9%	13.9%	8.7%	16.2%	-
Retinopathy of Prematurity	3	8.3%	158	11%	13.2%	7.7%	26.3%	+
Circumcision	2	5.6%	193	13.5%	11.1%	5.3%	37.5%	-
Shunt/Shunt Revision	2	5.6%	73	5.1%	7.9%	5.2%	13.5%	-
Other Gastrointestinal Surgical Procedures	2	5.6%	123	8.6%	10.8%	7.8%	16.4%	-
Tympanostomy Tubes	1	2.8%	22	1.5%	5.5%	4%	7.4%	-
Other Genitourinary Surgical Procedures	1	2.8%	59	4.1%	5.5%	3.2%	9.8%	-

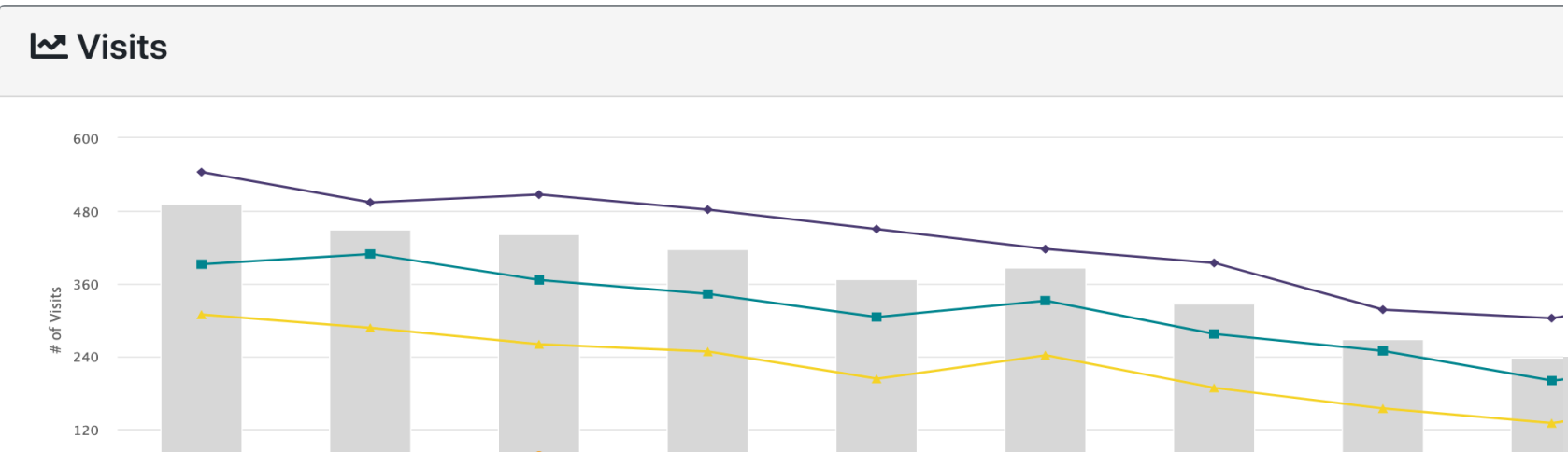
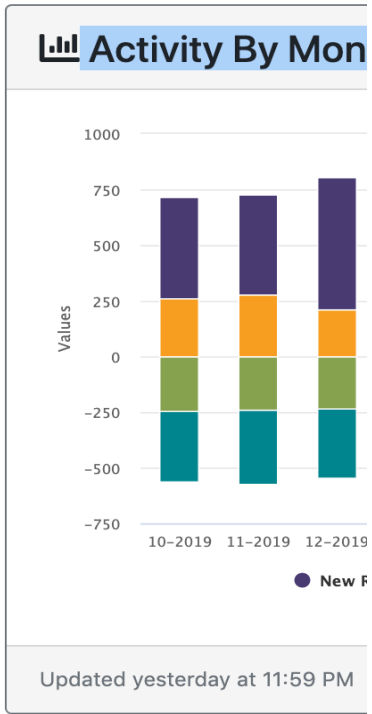
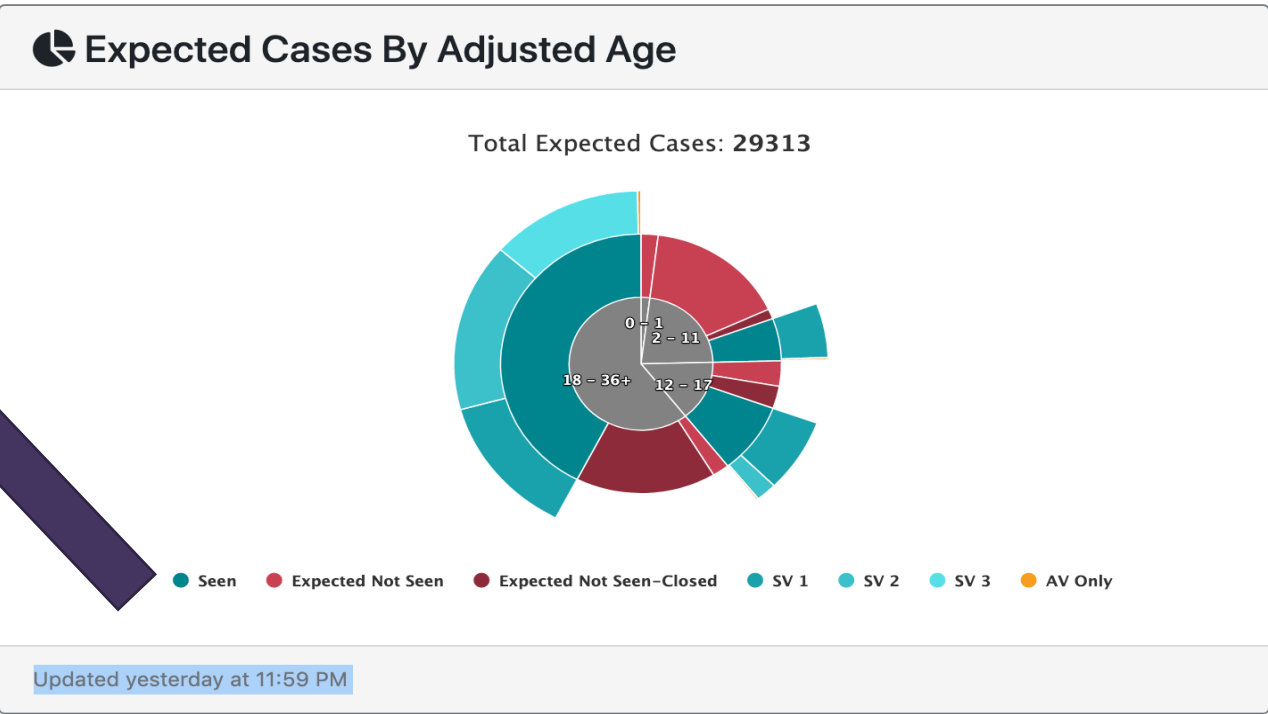


- Registration
- Referral
- Cardiac
- Reports
  - HRIF Report
  - Prog Profile
  - Service Refs**
  - CCS Annual
  - NICU Summary
  - Cardiac Summary
  - Export Data (Data Requestor)
  - Admin Reports
- Tools
- Member Directory
- Map
- Online Manual

**30/53**  
Current Registrations  
View Details

**18/71**  
Pending Cases  
View Details

**2996**  
Error Cases  
View Details



# Service Referral Report

Please select options for report.

### Select Report ✕

Standard Visit	<input type="text" value="-- Select a Standard Visit --"/>
HRIF Program	<input type="text" value="All"/>
Infant's Birth Year	<input type="text" value="All"/>
Infant's Birth Weight or Gestational Age	<input type="text" value="All"/>
Infant's Qualifying Medical Condition	<input type="text" value="All"/>

2012 # Seen: 43 2013 # Seen: 39 2014 # Seen: 38 2015 # Seen: 39

Birth year 2012-2015  
 <= 1500 grams BW

**EARLY START AND MEDICAL THERAPY PROGRAM**

Early Start Referral or Receiving	16.3%	20.5%	18.4%	38.5%
Medical Therapy Program (MTP) Referral or Receiving (added Jan 2013)	4.7%	10.3%	0.0%	7.7%

**MEDICAL SERVICES REFERRAL SUMMARY**

**Medical Services Received Prior to Visit**

**Medical Specialties**

Any Medical Specialty	88.4%	76.9%	86.8%	89.7%
Audiology	4.7%	10.3%	2.6%	10.3%
Cardiology	14.0%	17.9%	31.6%	15.4%
Craniofacial (added Jan 2014)	0.0%	0.0%	0.0%	0.0%
Endocrinology	0.0%	0.0%	0.0%	2.6%
Gastroenterology	14.0%	10.3%	10.5%	17.9%
Hematology/Oncology (added Jan 2010)	0.0%	0.0%	2.6%	0.0%
Metabolic/Genetics	4.7%	7.7%	13.2%	7.7%
Nephrology	4.7%	2.6%	2.6%	0.0%
Neurology	4.7%	2.6%	5.3%	7.7%
Neurosurgery	0.0%	0.0%	0.0%	0.0%
Ophthalmology	76.7%	66.7%	76.3%	82.1%
Orthopedic	0.0%	0.0%	0.0%	0.0%
Otolaryngology (ENT)	4.7%	10.3%	0.0%	2.6%
Pulmonology	16.3%	46.2%	39.5%	30.8%
Surgery	11.6%	12.8%	15.8%	7.7%
Urology	4.7%	5.1%	10.5%	5.1%

**Group Summary**

No Medical Services	11.6%	23.1%	13.2%	10.3%
Received 1 or 2 Medical Services	67.4%	41.0%	52.6%	61.5%
Received 3 or More Medical Services	20.9%	35.9%	34.2%	28.2%

**Medical Services Referred at Time of Visit**

<b>Medical Specialties</b>				
Any Medical Specialty	16.3%	33.3%	13.2%	17.9%
Audiology	11.6%	15.4%	0.0%	2.6%
Cardiology	0.0%	0.0%	0.0%	0.0%
Craniofacial (added Jan 2014)	0.0%	0.0%	0.0%	0.0%
Endocrinology	0.0%	0.0%	0.0%	0.0%
Gastroenterology	2.3%	0.0%	0.0%	2.6%
Hematology/Oncology (added Jan 2010)	0.0%	0.0%	0.0%	0.0%
Metabolic/Genetics	0.0%	0.0%	0.0%	2.6%
Nephrology	0.0%	0.0%	0.0%	2.6%
Neurology	0.0%	5.1%	0.0%	5.1%
Neurosurgery	0.0%	0.0%	0.0%	0.0%
Ophthalmology	16.3%	17.9%	13.2%	5.1%
Orthopedic	0.0%	0.0%	0.0%	0.0%
Otolaryngology (ENT)	0.0%	0.0%	0.0%	0.0%
Pulmonology	2.3%	0.0%	0.0%	0.0%
Surgery	0.0%	0.0%	0.0%	0.0%
Urology	0.0%	0.0%	0.0%	0.0%

<b>Group Summary</b>				
No Medical Service Referrals	83.7%	66.7%	86.8%	82.1%
Referred to 1 or 2 Medical Services	14.0%	33.3%	13.2%	17.9%
Referred to 3 or More Medical Services	2.3%	0.0%	0.0%	0.0%

83.7%	66.7%	86.8%	82.1%
14.0%	33.3%	13.2%	17.9%
2.3%	0.0%	0.0%	0.0%

If not for **HRIF visit**, referrals for these patients would at the very least have been further delayed.



## SPECIAL SERVICES REFERRAL SUMMARY

### Special Services Received Prior to Visit

#### Special Services

Any Special Service	100.0%	94.9%	97.4%	100.0%
Behavior Intervention	0.0%	0.0%	0.0%	0.0%
Feeding Therapy	2.3%	0.0%	0.0%	5.1%
Hearing Services	2.3%	5.1%	2.6%	7.7%
Infant Development Services	9.3%	10.3%	13.2%	17.9%
Nutritional Therapy	4.7%	7.7%	7.9%	15.4%
Occupational Therapy (OT)	4.7%	0.0%	2.6%	0.0%
Physical Therapy (PT)	32.6%	38.5%	42.1%	35.9%
Social Work Intervention	95.3%	84.6%	94.7%	97.4%
Speech/Language Communication	2.3%	2.6%	2.6%	0.0%
Vision Services	14.0%	56.4%	71.1%	89.7%
Visiting, Public Health, and/or Home Nursing	60.5%	51.3%	78.9%	64.1%

#### Group Summary

No Special Services	0.0%	5.1%	2.6%	0.0%
Received 1 or 2 Special Services	65.1%	38.5%	23.7%	23.1%
Received 3 or More Special Services	34.9%	56.4%	73.7%	76.9%


## Special Services Referred at Time of Visit

### Special Services

Any Special Service	41.9%	53.8%	42.1%	28.2%
Behavior Intervention	2.3%	0.0%	0.0%	0.0%
Feeding Therapy	2.3%	2.6%	0.0%	0.0%
Hearing Services	7.0%	12.8%	0.0%	2.6%
Infant Development Services	4.7%	5.1%	0.0%	2.6%
Nutritional Therapy	2.3%	0.0%	2.6%	0.0%
Occupational Therapy (OT)	2.3%	0.0%	0.0%	2.6%
Physical Therapy (PT)	39.5%	28.2%	39.5%	23.1%
Social Work Intervention	0.0%	2.6%	0.0%	0.0%
Speech/Language Communication	2.3%	0.0%	0.0%	0.0%
Vision Services	7.0%	17.9%	13.2%	2.6%
Visiting, Public Health, and/or Home Nursing	0.0%	0.0%	0.0%	0.0%

### Group Summary

No Special Service Referrals	58.1%	46.2%	57.9%	71.8%
Referred to 1 or 2 Special Services	37.2%	48.7%	42.1%	25.6%
Referred to 3 or More Special Services	4.7%	5.1%	0.0%	2.6%

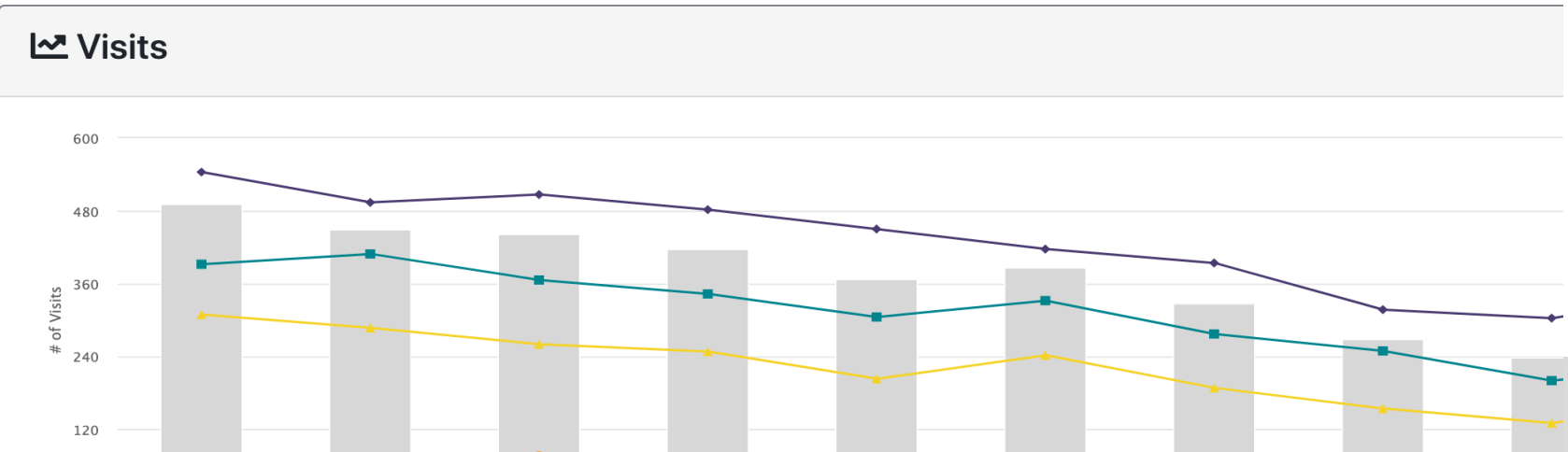
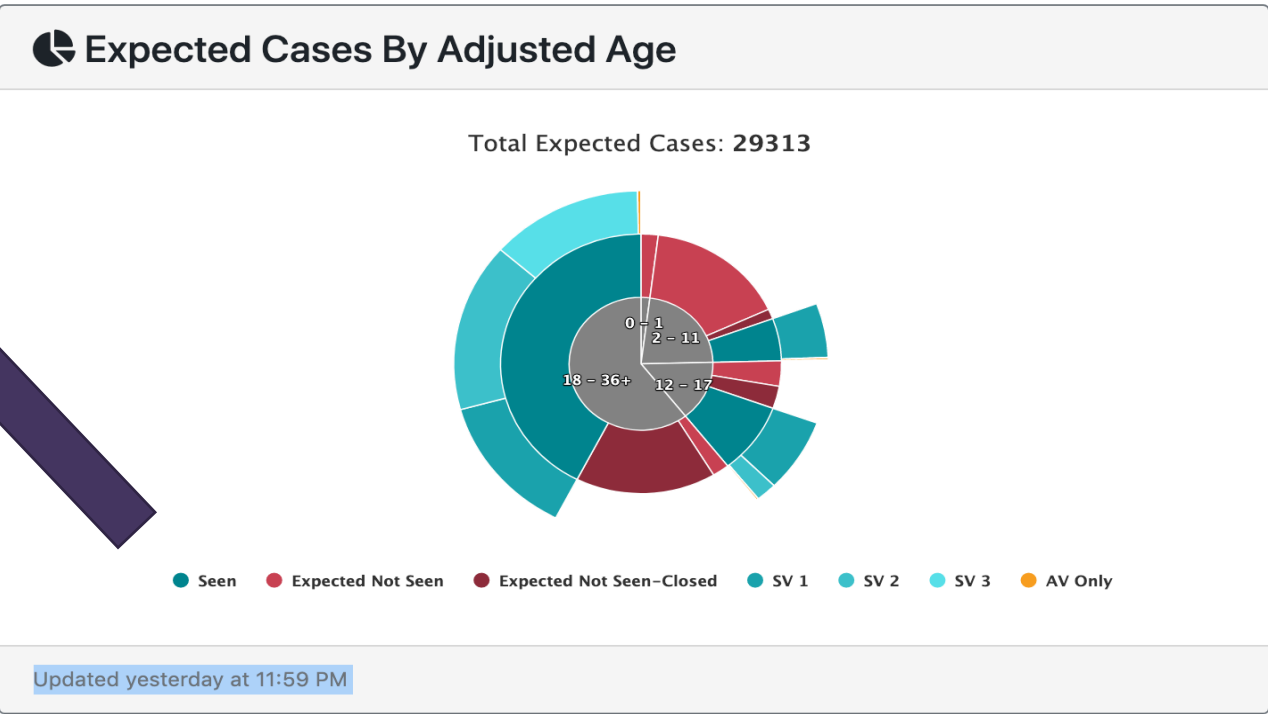


- Registration
- Referral
- Cardiac
- Reports
  - HRIF Report
  - Prog Profile**
  - Service Refs
  - CCS Annual
  - NICU Summary
  - Cardiac Summary
  - Export Data (Data Requestor)
  - Admin Reports
- Tools
- Member Directory
- Map
- Online Manual

**30/53**  
Current Registrations  
View Details

**18/71**  
Pending Cases  
View Details

**2996**  
Error Cases  
View Details



# Program Profile Report

Please select options for report.

## Select Report

Report Name

Infant's Birth Year

- ✓ -- Select a Report --
- Medical Eligibility Profile
- BW & GA profile
- Languages & Insurance

View Report

Close



# Program Profile Report

Please select options for report.

### Select Report

Report Name: -- Select a Report --

Infant's Birth Year:

- ✓ All
- 2020
- 2019
- 2018
- 2017
- 2016
- 2015
- 2014
- 2013
- 2012
- 2011
- 2010
- 2009
- Custom Birth Year

[View Report](#) [Close](#)



## LANGUAGES & INSURANCE FOR BIRTH YEAR 2017

Program Profile Report is updated nightly

Hospital Name - Hrif Clinic Id	N	Primary Language Spoken at Home				Insurance			CCS + Medi-Cal
		English	Spanish	Unknown	Other	CCS	Commercial HMO	Commercial PPO	
ALL HRIF Clinics Median (Q1 - Q3)	8759	79.2% (69.4% - 87.0%)	9.7% (6.1% - 20.0%)	2.9% (1.4% - 6.3%)	5.3% (2.5% - 8.3%)	50.0% (17.8% - 66.2%)	13.7% (7.2% - 25.6%)	11.4% (5.2% - 27.2%)	65.7% (35.3% - 82.1%)
[REDACTED]	195	94.9%	4.6%	0.5%	0.0%	23.6%	64.6%	0.5%	30.8%

## LANGUAGES & INSURANCE FOR BIRTH YEAR 2017

Program Profile Report is updated nightly

Hospital Name - Hrif Clinic Id	N	Primary Language Spoken at Home				Insurance			CCS + Medi-Cal
		English	Spanish	Unknown	Other	CCS	Commercial HMO	Commercial PPO	
ALL HRIF Clinics Median (Q1 - Q3)	8759	79.2% (69.4% - 87.0%)	9.7% (6.1% - 20.0%)	2.9% (1.4% - 6.3%)	5.3% (2.5% - 8.3%)	50.0% (17.8% - 66.2%)	13.7% (7.2% - 25.6%)	11.4% (5.2% - 27.2%)	65.7% (35.3% - 82.1%)
[REDACTED]	96	75.0%	22.9%	1.0%	1.0%	94.8%	0.0%	0.0%	100.0%



## MEDICAL ELIGIBILITY PROFILE FOR BIRTH YEAR 2017

Program Profile Report is updated nightly

Hospital Name - Hrif Clinic Id	N	Medical Eligibility Profile					HIE/Neonatal Encephalopathy	CHD (added Jan 2017)
		<= 1500 grams	< 32 weeks	Oxygen > 28 Days and CLD	Intracranial Pathology	iNO > Hours/Meds for PPHN		
ALL HRIF Clinics Median (Q1 - Q3)	8759	50.0% (40.3% - 58.2%)	58.7% (46.3% - 67.9%)	10.3% (5.6% - 14.6%)	8.3% (5.6% - 13.7%)	4.2% (2.3% - 5.5%)	4.9% (2.9% - 9.9%)	4.3% (2.6% - 6.8%)
[REDACTED]	402	36.8%	44.0%	14.7%	17.2%	4.2%	10.4%	17.4%

## MEDICAL ELIGIBILITY PROFILE FOR BIRTH YEAR 2017

Program Profile Report is updated nightly

Hospital Name - Hrif Clinic Id	N	Medical Eligibility Profile					HIE/Neonatal Encephalopathy	CHD (added Jan 2017)
		<= 1500 grams	< 32 weeks	Oxygen > 28 Days and CLD	Intracranial Pathology	iNO > Hours/Meds for PPHN		
ALL HRIF Clinics Median (Q1 - Q3)	8759	50.0% (40.3% - 58.2%)	58.7% (46.3% - 67.9%)	10.3% (5.6% - 14.6%)	8.3% (5.6% - 13.7%)	4.2% (2.3% - 5.5%)	4.9% (2.9% - 9.9%)	4.3% (2.6% - 6.8%)
	32	75.0%	81.3%	0.0%	0.0%	0.0%	0.0%	0.0%

# There is a NICU Summary Report too!

*What's that report for?*

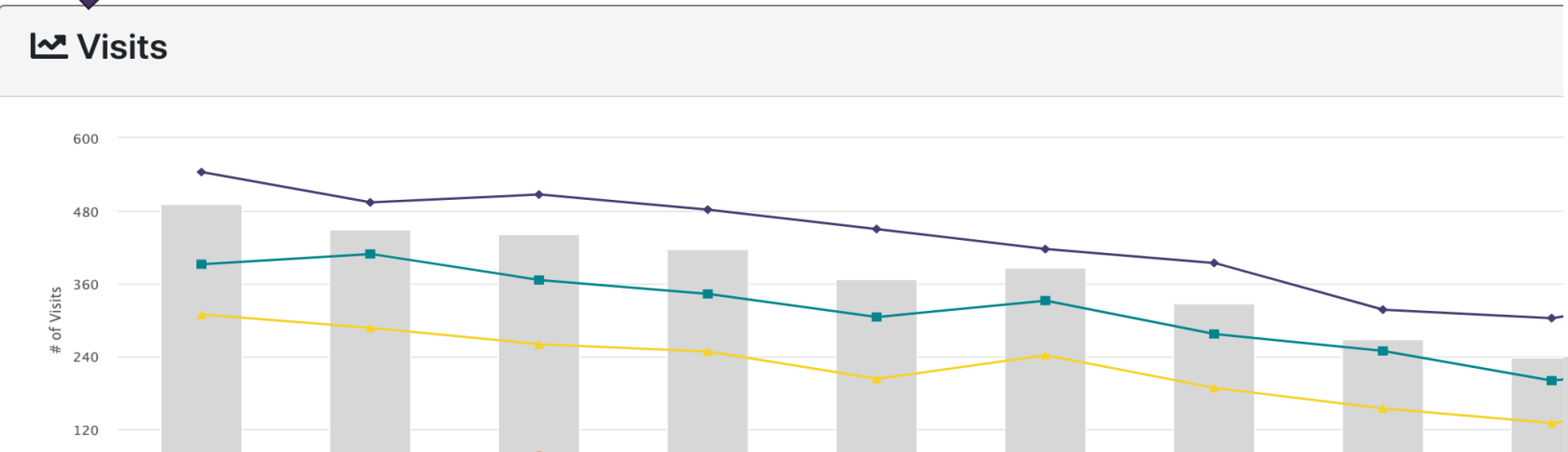
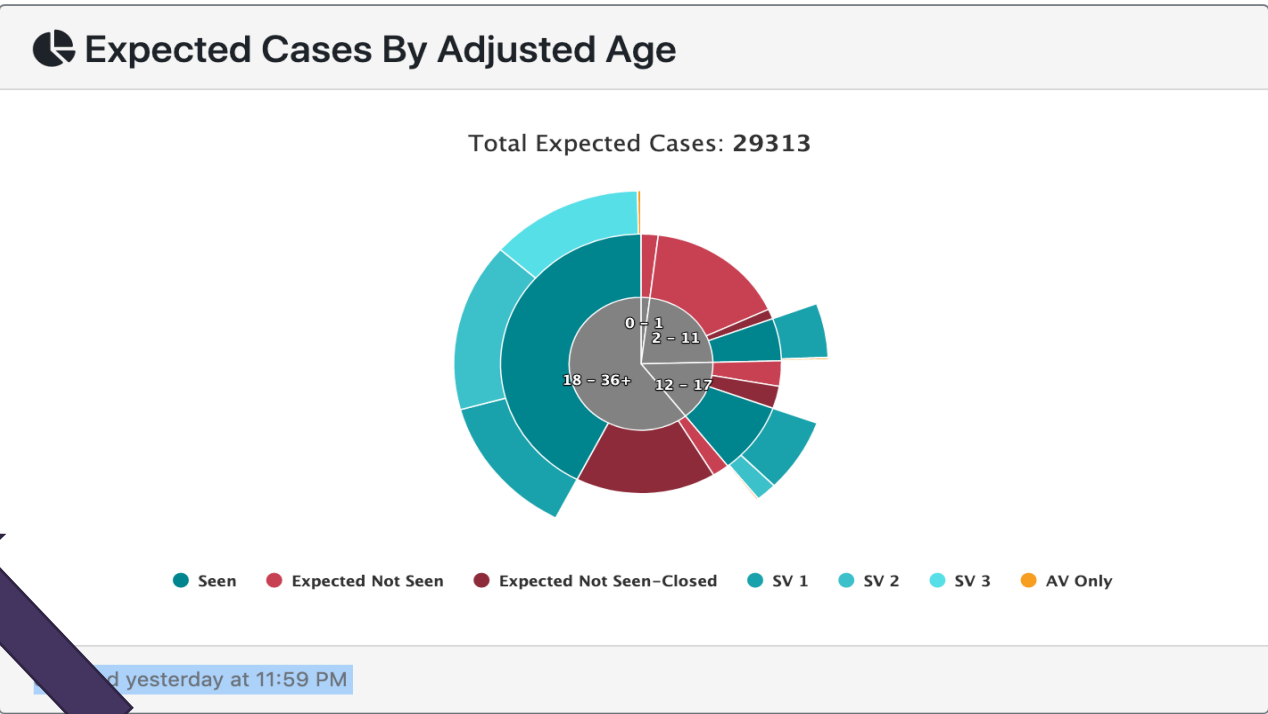


- Registration
- Referral
- Cardiac
- Reports
  - HRIF Report
  - Prog Profile
  - Service Refs
  - CCS Annual
  - NICU Summary**
  - Cardiac Summary
  - Export Data (Data Requestor)
  - Admin Reports
- Tools
- Member Directory
- Map
- Online Manual

**30/53**  
Current Registrations  
View Details

**18/71**  
Pending Cases  
View Details

**2996**  
Error Cases  
View Details



# NICU Summary Report

Please select option

## Select Report

NICU Hospital

Inborn/OutBorn

Infant's Birth Year

Infant's Birth  
Gestational A

✓ -- Select a Report Section Name --

Follow Up Status and Disposition

Medical Eligibility Profile

Infant's Quali  
Medical Conc

Sociodemographic Factors (Data Captured on RR Form)

Language Assistance and Insurance

Report Name

Patient Age and Growth Metrics

Caregiver and Living Environment

Report Sectio

Interval Hospitalizations and Surgeries

Interval Medicines and Equipment

Medical Services Review

Neurosensory Assessment

Neurological Assessment and Cerebral Palsy

Developmental Assessment and Autism

Special Services Review

State Programs and Social Concerns/Resources

Other Medical Conditions

**NICU teams can review post-discharge outcomes of patients *from the NICU perspective.***

**Filter by inborn/ outborn**

**Same report sections options as HRIF**



# *What's Next?: COVID-19 Family Impact Study*



- Among children born <30 weeks GA from participating CPQCC sites and followed in connected CPQCC CCS HRIF programs, how are parents, families and children impacted by the COVID-19 pandemic crisis through 3+ years of age?



Project developed in coordination with:  
CPQCC CCS HRIF Executive Committee  
HRIF/ Transition Health Equity Work Group

# *Broad overview: COVID-19 Family Impact Study*



- Serial, multilevel parent surveys, linked to information from NICUs and HRIF clinics, child NICU and HRIF course.
  - Determine how parents/families of children < 30 wks are impacted by the COVID-19 pandemic - parent stressors due to COVID, financial/resource stability, access to medical/special health care services - through 3+ years.
  - Evaluate factors associated with impact including sociodemographic disparities, child and family factors, NICU and HRIF site differences.

Groups both *in the NICU* during COVID and those *already discharged/in the community* at COVID outbreak.

# COVID-19 Family Impact Study

---

Interested in learning more about participating?

- We would love to have you join the project!

- Susan Hintz at [srhintz@stanford.edu](mailto:srhintz@stanford.edu)
- Erika Gray at [Erika@cpqcc.org](mailto:Erika@cpqcc.org)

# Questions & Answers

Type: **HRIF Database**

The screenshot shows the CPQCC Help Desk interface. At the top, there's a navigation bar with 'Home', 'Solutions', 'Forums', and 'Tickets'. Below it, a search bar and a 'New support ticket' button are visible. The main content area is divided into 'Knowledge base' and 'Community forums'. The 'Knowledge base' has several categories: 'General Info', 'Getting Started', 'NICU Database', 'FAQs', and 'All NICU Admissions'. The 'HRIF Database' category is highlighted, showing sub-topics like 'CCS HRIF Program', 'Reporting System', 'Tips and FAQs', and 'HRIF Agents'. An orange arrow points from the 'New support ticket' button to the 'Submit a ticket' form on the right.

### Submit a ticket

Full name \*

Center name \*

Center number

Email \*

Subject \*

Type \*

HRIF Inquiry \*

Description \* 

**B I U** **☰ ☷** **🔗 📎** **🗑**

[+ Attach a file](#)

THANK YOU!

**HRLL**  
HIGH RISK  
INFANT FOLLOW-UP